

Our Construction Philosophy

1
Designed and developed.

2
Built in factory conditions.

3
Transported to site.

4
Craned into position.

5
Connected to services.

6
Commissioned.

The construction philosophy of Pureablu is a focus on quality design and pre-fabrication style construction of steel and concrete components. Pre-fabrication allows for more manufacturing possibilities and also ensures high quality as work can be performed in factory conditions with specialized tools that are impractical and costly to transport to the construction site.

By minimizing on-site work we can minimize unforeseen variables, such as bad weather, which can make projects run over time and over budget. Also, site costs such as barricading and risks of public injury are minimised.



Copyright Reserved

This specification is the property of Fabranamics (Pureablu) and is subject to return upon demand. It shall not be copied or distributed to other than the intended recipients without the permission of Fabranamics. It is submitted for use only in connection with proposals or contracts of this organisation with the express condition that it is not to be used directly or indirectly in any way detrimental to the interests of Fabranamics.

pureablu.com.au

Supply Contracts

- NSW - T304
- QLD - BUS 201-0810
- SA - BUS 201-0810



Moodie
 Outdoor Products

Authorised distributor/installer since 2003

Moodie Outdoor Products P/L
 ABN 97 104 788 329
 PO Box 3040 Monash Park 2111 NSW
 Unit 9 33/37 College St Gladsville 2111 NSW

Head Office - Sydney Australia

Telephone: (02) 9816 1133

Fax: (02) 9816 3417

moodie.com.au



Moodie
 Outdoor Products

Prefabricated Restrooms

Our Solutions

The buildings below are our range of Pre-designed and engineered buildings, that can be customised to suit your needs. Each range has a unique architectural style, with most models able to be configured to suit sewer/septic, collection well or an on-site treatment waste system. If your project requires a larger quantity of booths or a unique architectural design, please see our Conablu® Architectural Solutions section.



Buildings can be configured to these waste systems:



Our Country®
Basic Steel framed building with Colorbond cladding on a pre-cast concrete slab. Designed for integration with the CWT Collection Well waste system.

1 x Accessible	1 x Accessible 1 x Ambulant	1 x Accessible 2 x Ambulant	Multi Booth +
Our Country® OC1	Our Country® OC2	Our Country® OC3	

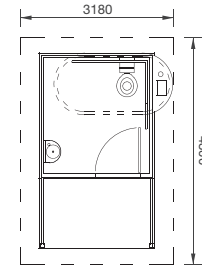

My Town®
Constructed with an EPS Panel (Expanded Polystyrene core between Colorbond cladding) system for a clean internal lining on a pre-cast concrete slab with concealed plant room.

My Town® MT1	My Town® MT2	My Town® MT3	

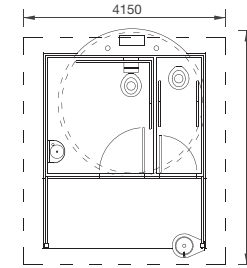
CAB®
A masonry building with our unique stainless steel lined Stainless+Concrete Panel System and a plant room.

CAB® 1	CAB® 2	CAB® 3	

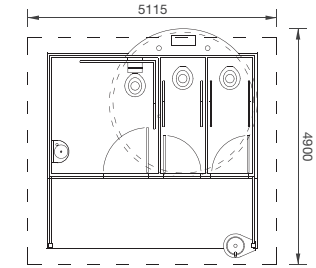
Architectural Solutions
Our Architectural Building Solutions offers bespoke building solutions for your site requirements.



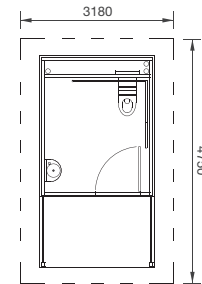
Our Country®**OC1**



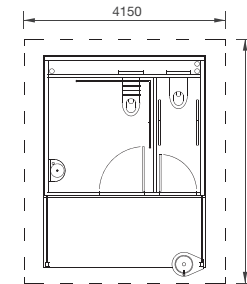
Our Country®**OC2**



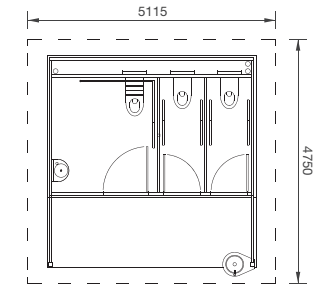
Our Country®**OC3**



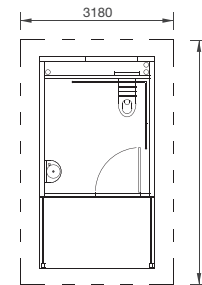
My Town®**MT1**



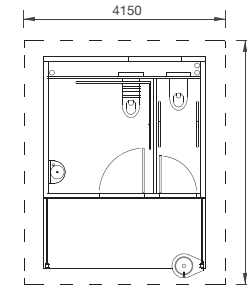
My Town®**MT2**



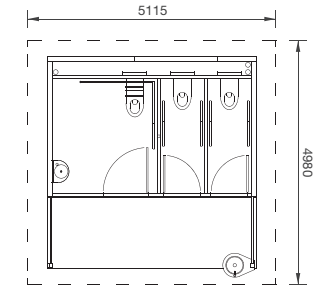
My Town®**MT3**



CAB®**1**



CAB®**2**



CAB®**3**

Roof Profile Variants



Gable



Curved



Single-Plane